

Sunday 5th April 2020

Thomas Risley Junior Church

Have a go at these activities during this week's virtual service or in the week ahead.




In today's bible reading Jesus enters Jerusalem on a donkey and the crowds go wild with excitement.

How can you show Jesus you love Him?

People waved palm leaves to welcome Jesus.

Can you march round your garden shouting praise? What will you wave? Perhaps make your own palms.



Palm Sunday

Find the Hidden Word



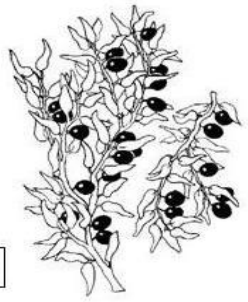
O L I V E S
 O P E R A D D
 G L O R Y I I J
 N U N Z V I E O
 R G A O R S U
 A C D B D Y N U O P L
 U M A S T E R S N A I
 V F D K E E R L
 R T N Q G V B M N L
 H O S A N N A S D
 V D S L Q U P M P
 B S D F L S T P Z E A
 D I S C I P L E S L
 I G H V C M O V A
 D I S C E P O P I S
 C L O A K S L P U
 P A S Q E T R M
 L N E K
 R O A D J

Word Bank

- Jerusalem
- Disciples
- Village
- Donkey
- Master
- Jesus
- Cloaks
- People
- Road
- Hosanna
- David
- Palm
- Olives
- Glory
- Colt



www.biblekids.eu



Watch today's story on...

<https://www.youtube.com/watch?v=z-39h0xYqdE&t=7s>

and

<https://www.youtube.com/watch?v=96pcmyyHaZk&list=PLvEb8AA7B8J-Bphuko613MjErWi8XCnmA>

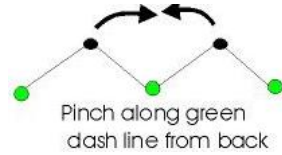


Make a Palm

Colour and cut out the palm.


Fold all the black dashed

lines.



Pinch along green
dash line from back

Glue or cellotape on a
stick or spoon



EASTER

HE IS RISEN

THE ROAD TO EASTER

WHAT HAPPENED DURING HOLY WEEK?

5

6

7

8

4

Starting with Palm Sunday, put the events in the order in which they happened.

START

3

2

1

PALM SUNDAY



Jesus is put on the cross



Jesus and the disciples eat together

Jesus

gets a crown of thorns



Jesus Prays in Gethsemane

Judas kisses Jesus

Jesus is Arrested

Jesus is wrapped in linen cloth

Jesus cleans up the temple

Peter denies knowing Jesus

Jesus is questioned by Pilate

There is darkness at noon

in which they happened instead write the event in the correct square in the road BUT WRITE SMALL!

Cutting clue: cut the whole row first, then cut apart the squares

Either cut out these squares and glue them on the road in the correct order

OR instead write the event in the correct square in the road BUT WRITE SMALL!